

# INTERNATIONAL BUSINESS

## ISSUE 30

2 — 5  
India: pipedream  
or reality?

6 — 7  
ASEAN: Complexities  
and contradictions

8 — 11  
Mexico: the new  
middle way





## INDIA: PIPEDREAM OR REALITY?

India gives a whole new meaning to diversity. The vast country has at least 15 major languages, hundreds of dialects, several major religions and thousands of tribes, castes and sub-castes.

A Tamil-speaking Brahmin from the south shares little with a Sikh from Punjab — each has his own language, religion, ethnicity, tradition and mode of life.

So it makes you wonder, how realistic is the contention from economic observers that, by 2022, growth will create one urban middle class whose interests transcend region, caste, religion...? What will India look like by 2022, and what opportunities and challenges will investors encounter?

“India will continue to remain an attractive investment destination, more so since there seems to be a lot more stability on

the central government front,” says Sunil Hansraj, Chandabhoj & Jassoobhoj & Affiliates, one of UHY’s two member firms covering India. “With the new government having come to power in May last year, there was an expectation of ‘big ticket’ reforms and policy announcements which, though not seen as yet, are expected to be put in place steadily over the next six to eight months.

“The government is placing great emphasis on reviving manufacturing and increasing investment in infrastructure, which are expected to put the economy back on track and boost growth. Industry is cautiously optimistic on this front and many large corporate houses are already seeking to increase their investments.”

### CITIES: THE PLACE OF WEALTH

Most of India’s wealth is already generated from its cities and towns.

Urban India accounts for almost 70 per cent of the country’s GDP. But almost 70 per cent of its people still live in rural India. As a consequence, for politicians, the cities have primarily become a place of wealth, development and tax generation, while the countryside is predominantly their place of legitimacy and power. The countryside is where the vote is; the cities are where the money is.

But, by 2022, the Indian government aims to have economically empowered 580 million of the 680 million currently unable to meet basic needs, creating a greater sense of united nationalism than ever before.

Economic liberalisation, say observers, will have created one national economy; technology will have created one national culture. As India grows its global awareness, by 2022 its people will be celebrating what distinguishes them from

other Asian countries (rather than from each other) — and that will bind them together as one united nation.

## WHERE ARE THE INVESTMENT OPPORTUNITIES?

It's tempting to think that future investment opportunities have the most potential in 'Urban India' and among the new urban middle class. They do, of course, but opportunities also abound in government and state contracts supporting the administration's bid to ensure poverty is finally in retreat.

India launched its first wave of economic reforms in the early 1990s, resulting in a decline in the official poverty ratio from 45 per cent in 1994 to 37 per cent in 2005. Over the next seven years, a period in which India achieved the fastest rate of economic growth in its history and also implemented policies aimed at helping the poor, extreme poverty declined rapidly to 22 per cent of the population, or some 270 million people. Now the government has set still higher aspirations: more than half a billion people are to be supported as they build a more economically empowered lifestyle.

Policy-makers at all levels of government, both national and state, are focusing on an agenda that emphasises job creation, growth-oriented investment, farm sector productivity and more innovative delivery of social programmes. While the framework and funding would fall to central government, many of the specific initiatives that will make this agenda a reality will be implemented at state level.

Products and services providing access to clean cooking fuel and electricity for lighting needs are in demand. Efficient sanitary latrines in rural households, and underground sewerage with wastewater treatment in urban households, are needed to cope with wastage and leakage. Primary, secondary and tertiary

healthcare services are being identified, as are services in primary and secondary education (particularly vocational training).

Effective governance and supply chain control is also a priority. The government estimates that, on average, Indians lack access to 46 per cent of the services they need and, significantly, just 50 per cent of government spending actually reaches the people it is intended to reach — much of it is lost to inefficiency or corruption. During 2005–2012, 35 per cent of India's food subsidy, for example, did not reach consumers, and the poorest population segments received less than 40 per cent of the subsidy intended for them.

There are too few job opportunities outside the farm sector, a factor that limits the economic opportunities available to women in particular. In fact, just 57 per cent of India's working-age population participates in the labour force — well below the norm of 65 to 70 per cent in other developing countries.

India's labour productivity also lags because of the high prevalence of poorly organised and sub-scale businesses.

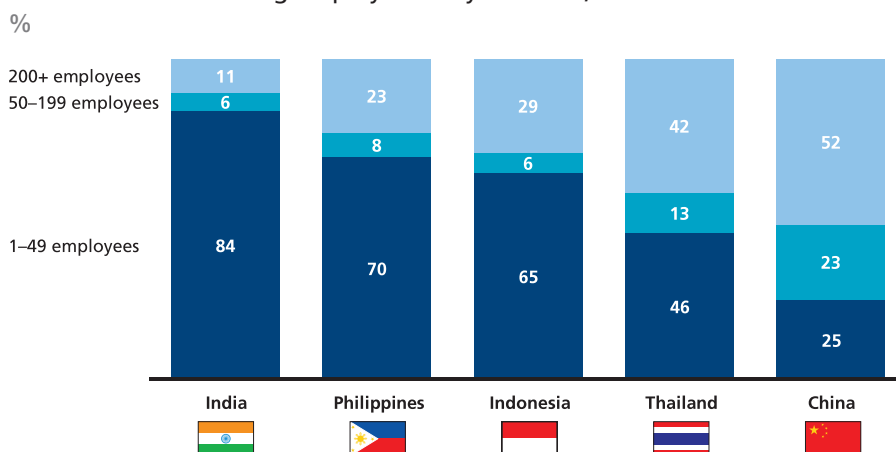
Enterprises with fewer than 49 workers accounted for 84 per cent of India's manufacturing employment in 2009, compared with 70 per cent in the Philippines, 46 per cent in Thailand and just 25 per cent in China. Micro enterprises in India, across both manufacturing and services, typically have just one-eighth the productivity of larger enterprises with more than 200 workers.

Focusing on productivity of the agricultural sector to lift the incomes of smallholder farmers is one of the most direct routes to addressing rural poverty. Yet, agriculture has not kept pace with growth in India's broader economy. Today the nation's yield per hectare is half the average of China, Indonesia, Malaysia and Thailand.

Moreover, in the past, government spending on agriculture has focused on input and output price support rather than investment in agricultural infrastructure, scientific research and extension services (which educate farmers on new technologies and best practices). In 2010–11, the government spent Rs. 86,000 crore (USD 18 billion) on input

### India's manufacturing sector is characterised by an excess of sub-scale, low-productivity enterprises

Share of manufacturing employment by firm size, 2009



Enterprises with fewer than 49 workers account for 84 per cent of India's manufacturing employment.

subsidies (primarily fertiliser), but less than half that amount, (Rs. 34,000 crore, or USD 7 billion), on building storage and irrigation systems, as well as scientific research and extension services.

*Source: Asian Development Bank, Key indicators for Asia and the Pacific.*

**DREAM VERSUS REALITY**

But... is all this for real? India has a bumpy track record of economic reform and achievement. Are government empowerment targets achievable, or are they just a pipedream? The answer, predictably, lies somewhere in between.

When you explore the outcomes of strong economic growth over the past 20 years, matched by economic reforms (albeit currently stalled), the reality is that India has already started to transform itself. The Indian middle class now numbers more than 250 million and more than 30 per cent of the 1.2 billion

population already lives in urban areas. These numbers are growing fast (fuelled not in small part by Indian movies featuring young, aspiring people filled with idealism and ambition).

Unusual in combining the growth of an emerging market with the openness of a free-wheeling democracy, India has also thrived on an information explosion, boasting more than 170 television news channels in dozens of languages. Three-quarters of the population have mobile phones.

Globalisation has raised expectations for this new urban middle class. Whereas once it was assumed that to get rich you needed political connections, today you can simply dare to have good ideas and work hard.

The *Aadhaar* programme (aadhaar means ‘foundation’ in Hindi), spearheaded by India’s tech pioneer Nandan Nilekani, is giving every Indian a

unique biometric identity, aimed at making it possible for them to get their rights and benefits without middlemen, corruption or state inefficiency blocking their path. The programme, say observers, will enable Indians to think of themselves, for the first time, not only as members of a religion, caste or tribe — but as individuals.

Yet... India’s economic engine has been spluttering since 2011 and there has been a growing sense of legislative and administrative paralysis. In a scenario of stalled reform, the contrary view raises its head — that poverty will likely maintain its grip on a large section of India’s population; that, in the absence of major reforms, India’s GDP will grow at just 5.5 per cent from 2012 to 2022; and that, sadly, the effectiveness of government social spending will remain unchanged.

**WHAT’S NEEDED TO MAKE THE DIFFERENCE**

For the government to reach its transformation targets, McKinsey & Company researchers estimate that India needs 115 million new non-farm jobs over the next decade to accommodate a growing population. India’s industrial sector will need to lead the way on job creation, especially in construction and manufacturing. These sectors can absorb lower-skilled labour moving out of farm jobs. Labour-intensive services — such as tourism, hospitality, retail trade and transportation — will need to add 35 million to 40 million jobs.

Almost half of the required jobs will need to be generated in states with difficult starting conditions (such as challenges with the quality of education, which exacerbate skills shortages). Uttar Pradesh’s labour force, for example, say researchers, will need some 23 million non-farm jobs (approximately one-fifth of the national requirement) — even though the state is largely rural and organised





When you explore the outcomes of strong economic growth over the past 20 years, matched by economic reforms, the reality is that India has already started to transform itself.



enterprises currently account for only 9 per cent of its employment. Some 11 million workers from the state of Bihar will need to be absorbed into the non-farm sector in an even less advantageous climate. “India’s job-creation strategy must provide broad-based reforms that invigorate job growth, both in these regions and across the entire country,” say the researchers.

“As China moves up the value chain, India and other emerging economies with low labour costs have an opportunity to capture a larger share of labour-intensive industries by integrating domestic manufacturing with global supply chains. But an array of barriers limits the ability of Indian businesses — both large and small — to invest and become more competitive, scale up and create jobs.”

**Revitalising India’s job-creation engine will require decisive priority reforms, say researchers:**

*India needs to accelerate critical infrastructure for power and logistics*

Infrastructure gaps, especially in power and transportation, hinder economic growth, particularly in manufacturing.

*The administrative burden on businesses needs to be reduced*

Complex and archaic regulations pose a significant cost, especially for micro, small and medium-sized businesses, discouraging both investment and their move into the formal economy.

*Government services should be selectively outsourced to private-sector providers*

The roll-out of ‘one-stop shops’, supported by automated government processes, can be accelerated through outsourcing.

*Tax distortions need to be reformed*

India’s many taxes result in high compliance costs, and differences across states and sectors balkanise the national market, harming the ability of businesses to achieve economies of scale. The proposed goods and services tax, a harmonised consumption tax across nearly all goods and services, represents a step towards reducing complexity and lowering the tax burden.

“The goods and services tax is still work in progress, though the government seems to be making reasonable progress in discussions with the states,” says Sunil Hansraj. “The next four to six months could give us a clear indication of how and when the tax regime would be implemented.”

*Land markets need to be rationalised*

In 2013, India enacted the Land Acquisition, Rehabilitation and Resettlement Bill, which was intended to create a framework to deal fairly with the displaced. However, inefficient land markets remain a major impediment to economic growth, as property rights are sometimes unclear and the process for land acquisition is time-consuming. India can reinforce property rights by

demarcating land holdings through geospatial surveys and provide standardised title to landowners through digitising records.

*Labour markets need to be more flexible*

At least 43 national laws — and many more state laws — create rigid operating conditions and discourage growth in labour-intensive industries. But, ironically, they secure rights for only a tiny minority of workers. A multitude of rules that restrict terms of work and work conditions should be simplified or eliminated. In the medium term, India could rationalise laws governing dismissal, pairing this with measures to reinforce income security for the unemployed.

*Government-funded mechanisms need to help poor workers build skills*

Vocational education is needed most acutely by the poorest workers — those with little or no education and those who live in rural areas. There are 278 million Indians of working age in these categories, but they are underserved.

---

For more information on investment opportunities see the UHY Doing Business Guide for India under ‘Publications’ at: [www.uhy.com](http://www.uhy.com) and do contact Sunil Hansraj, Chandabhoy and Jassoobhoy & Associates, Mumbai, India. Email: [sunil@cnj.in](mailto:sunil@cnj.in)

---

# ASEAN: A REGION OF COMPLEXITIES AND CONTRADICTIONS

**Investors and multinationals are increasingly turning their gaze southward to the dynamic markets that make up the Association of Southeast Asian Nations. ASEAN encompasses Brunei, Cambodia, Indonesia, Laos, Malaysia, Myanmar, the Philippines, Singapore, Thailand and Vietnam — economies at vastly different stages of development, but all sharing immense growth potential.**

ASEAN is a major global hub of manufacturing and trade, as well as one of the fastest-growing consumer markets in the world. As the region expands its ties and captures an even greater share of global trade, its economic profile is rising — and investors are examining one of the world's most diverse, fast-moving and competitive regions.

The 10 member states of ASEAN collectively comprise the seventh-largest economy in the world. Together, they form an economic powerhouse with a combined GDP of USD 2.5 trillion. By 2050, the region is projected by economic analysts IHS to rank as the world's fourth-largest economy.

Labour-force expansion and productivity gains drive the ASEAN success. With more than 600 million people, ASEAN has the third-largest labour force in the world, behind China and India, and one of the

world's most youthful. Almost 60 per cent of growth since 1990 has come from productivity, as sectors such as manufacturing, retail, telecommunications and transport become more efficient.

Yet, in this land of complexities and contradictions, workforce skills are under-developed in parts of the region, most notably in Indonesia and Myanmar, where the McKinsey Global Institute predicts the workforce will be under-supplied by 9 million skilled and 13 million semi-skilled workers by 2030.

Indonesia represents almost 40 per cent of the region's economic output and is a member of the G20, while Myanmar, emerging from decades of isolation, is a 'frontier market'. GDP per capita in Singapore is more than 30 times higher than in Laos, and more than 50 times higher than in Cambodia and Myanmar.

Such diversities extend to culture, language, religion... Indonesia, for example, is almost 90 per cent Muslim, while the Philippines is more than 80 per cent Roman Catholic, and Thailand is more than 95 per cent Buddhist — making it imperative that investors are aware of local preferences for goods and services as well as cultural sensitivities.

Yet, much less GDP volatility than in other powerhouse regions (ASEAN has proved to be resilient in the aftermath of the 2008 global financial crisis and achieved an annual average GDP gain of 5 per cent

since 2000); and increasing opportunities for integrated development opportunities throughout the region (see below) provide an attractive platform for growth and investment.

Vietnam stands out as a leading contributor to this growth — the country took just 11 years (from 1995 to 2006) to double its per capita GDP from USD 1,300 to USD 2,600.

## GROWTH OF THE 'CONSUMER CLASS'

ASEAN's people are becoming 'consumer class' — extreme poverty is rapidly receding: in 2000, 14 per cent of the region's population was below the international poverty line of USD 1.25 a day (based on purchasing-power-parity terms) but, by 2013, that proportion had fallen to just 3 per cent.

Already 67 million ASEAN households are among the 'consumer class', with incomes exceeding a level at which they can begin to make significant discretionary purchases (defined as households with more than USD 7,500 in annual income). That number is expected to almost double to 125 million households by 2025, making ASEAN a pivotal consumer market of the future.


There is no typical ASEAN consumer in this land of complexities and contradictions, but McKinsey Global Institute has identified broad trends: a greater focus on leisure, a growing preference for modern retail propositions, and increasing brand awareness.

Predictably alongside growth, ASEAN's cities are booming. Today, 22 per cent of



*Labour-force expansion and productivity gains drive the ASEAN success.*





ASEAN's population lives in cities of more than 200,000 inhabitants — accounting for more than 54 per cent of the region's GDP. An additional 54 million people are expected to move to cities by 2025.

And ASEAN consumers are increasingly moving online: mobile take-up is 110 per cent (in effect, everyone has a mobile device and some have two) and internet usage stands at 25 per cent across the region. Its member states make up the world's second-largest community of Facebook users, behind only the US.

But, again, there are vast differences. Singapore has the fourth-highest smartphone usage in the world and almost 75 per cent of its population is online. Indonesia, the world's fourth-largest population, is rapidly becoming a digital nation; it already has 282 million mobile subscriptions and is expected to have 100 million internet users by 2016. By contrast, to date, only 1 per cent of Myanmar's population has access to the internet.

## EXPORT TRADE DEVELOPMENTS

ASEAN is the fourth-largest exporting region in the world, trailing only the European Union, North America and China/Hong Kong. As its member states have developed more sophisticated manufacturing capabilities, their exports have diversified. Vietnam specialises in textiles and apparel; Singapore and Malaysia are leading exporters of electronics. Thailand has joined the ranks of leading vehicle and automotive-parts exporters.

Other ASEAN members have built export industries around natural resources. Indonesia is the world's largest producer and exporter of palm oil, the largest exporter of coal, and the second-largest producer of cocoa and tin. While Myanmar is just beginning to open its economy, it has large reserves of oil, gas and precious minerals. In addition to exporting manufactured and agricultural

products, the Philippines has established a thriving outsourcing industry, with China as its key customer.

Export-processing zones have been established across ASEAN. The Batam Free Trade Zone (Singapore–Indonesia), the Southern Regional Industrial Estate (Thailand), the Tanjung Emas Export Processing Zone (Indonesia), the Port Klang Free Zone (Malaysia), the Thilawa Special Economic Zone (Myanmar) and the Tan Thuan Export Processing Zone (Vietnam) are all expected to propel export growth.

## ONE-MARKET OPPORTUNITIES

Meanwhile, intra-regional trade could significantly grow through the ASEAN Economic Community. Some 25 per cent of the region's exports go to other ASEAN partners and the total value is climbing rapidly as the region develops stronger cross-border supply chains.

The ASEAN Economic Community (AEC) integration plan is enabling freer movement of goods, services, skilled labour and capital as well as tariffs on goods now close to zero in many sectors among most of the member states. By this year (2015), AEC is aiming for regional economic integration by establishing:

- A single market and production base
- A highly competitive economic region
- A region of equitable economic development
- A region fully integrated into the global economy.

The AEC blueprint for cooperation (agreed at a 2007 summit in Singapore) includes human resources development and capacity-building; recognition of professional qualifications; closer consultation on macroeconomic and

financial policies; trade financing measures; enhanced infrastructure and communications connectivity; development of electronic transactions through e-ASEAN; integrating industries across the region to promote regional sourcing; and enhancing private sector involvement for the building of the AEC. "In short," says the AEC, "we will transform ASEAN into a region with free movement of goods, services, investment, skilled labour, and freer flow of capital."

Beyond its borders, ASEAN has forged free-trade agreements with trading partners including Australia, China, India, Japan, New Zealand and South Korea. ASEAN has also been party to the Regional Comprehensive Economic Partnership trade negotiations that would form a mega trading bloc comprising more than three billion people, a combined GDP of about USD 21 trillion, and 30 per cent of world trade.

Consistent with this growth, foreign direct investment (FDI) in ASEAN has boomed and the region has become a launch pad for new companies; it accounts for 38 per cent of Asia's market for initial public offerings. In 2006, ASEAN was home to the headquarters of 49 companies in the *Forbes Global 2000*. By 2013, that number had risen to 74. ASEAN includes 227 of the world's companies with more than USD 1 billion in revenues.

---

**UHY member firms have offices in many of the ASEAN countries. For further details see [www.uhy.com](http://www.uhy.com)**

---

# MEXICO: THE NEW MIDDLE WAY



**Mexico is an economy in transition. It will take a generation or more for the transition to become complete. But, make no mistake, Mexico is on the move, empowered not just by large modern firms but small to medium-sized (SME) traditional businesses that are stepping up to take advantage of economic growth.**

To date, transition among SMEs has been hard to find. But in pockets of enterprise, slowly but surely, they are benefiting from fiscal reform and professional support — and moving forward into a new Mexican era of increased effectiveness, productivity and international competition.

Research by the McKinsey Global Institute points to the long haul ahead. Productivity has grown by 5.8% a year in large, modern Mexican firms, but has fallen by 6.5% a year in traditional firms. In 1999, small traditional firms were 28% as productive as large modern ones, but by 2009 they were only 8% as productive.

For example, the 0.5 per cent of baking-industry employees who work in the very large, best-in-class corporates generate half of the industry's added value. The vast majority of baking employees, however, work in traditional neighbourhood *panaderías* (bakeries) and *tortillerías* (small-scale tortilla factories), which achieve just one-fiftieth of the productivity of the best-in-class, large bakeries.

These 'old versus new' businesses reflect the dualistic nature of the Mexican economy as a whole. On one hand, 'modern Mexico' is a high-speed, sophisticated economy with cutting-edge auto and aerospace factories, multinationals that compete in global markets and universities that graduate more engineers than Germany.

In fact, Mexico has become one of the world's top five auto producers. Annual production at the 10 largest Mexican plants rose from 1.1 million vehicles in 1994 to nearly 2.9 million in 2012. Many Mexican plants are regarded as world-class; some exceed average US productivity levels.

In food processing, Mexico's Grupo Bimbo is a highly automated global player that has





of what typically happens as economies develop. Hence, GDP growth has stagnated. It fell to 1.1 per cent in 2013 (compared with annual average growth of 4.3 per cent between 2010 and 2012). Deceleration was driven by weaker export demand and a contraction in domestic investment, according to the World Bank.

Mexico's GDP per capita has been similarly weak, rising by just 0.6 per cent per year on average (only 0.4 per cent during 2013) because of weak labour productivity, which fell from USD 18.30 per worker per hour (in purchasing power parity) in 1981 to USD 17.90 in 2012.

### KEY REFORMS FOR GROWTH

Yet, the government – working towards mid-term elections in July 2015 – is pursuing with determination reforms in areas such as labour market regulation, education, telecommunications, financial sector regulations... The World Bank predicts a gradual recovery over the next few years, with more dynamic exports as the US economy gains pace, propelling economic growth back to the range of 3-4 per cent. Private investment, particularly in the liberalised energy sector, is expected to be key in enhancing economic growth.

Financial reforms, meanwhile, are aimed at promoting higher lending, particularly to SMEs at lower rates through development banks – to counteract Mexico's low credit-to-GDP ratio, which lags far behind international standards. The reforms are designed to:

- **Increase the role of development banks**
- **Encourage more lending by private sector banks**
- **Increase competition among commercial banks**
- **Strengthen the stability of the financial system.**

Currently, in a Central Bank of Mexico survey, more than 80 per cent of Mexico's capital-starved SMEs quote their credit sources as 'suppliers' (suggesting informal arrangements) rather than banks. Research shows that an important determinant of access to formal credit is to have had that access before – which automatically excludes firms with no credit history. The World Bank estimates that, as a result, more than half of Mexico's SMEs have insufficient access to financial services.

Government reform of development bank support is aimed at increasing financial inclusion for smaller businesses. The government's finance minister has given examples of how development banks could be utilised. One example is a guarantee by a development bank to underwrite commercial banks that give credit to firms with no credit history. According to the Ministry of Finance, in just one month the programme supported 6,000 firms.

Increasing credit to firms, particularly SMEs, will increase growth through more investment and through more consumption, creating a virtuous circle between credit and economic growth in Mexico, says Bank of America Merrill Lynch, welcoming the moves. However, for development bank credit to fuel growth, loans need to be directed to projects that create more jobs – projects created through SMEs that create about 70% of total employment.

Till now, however, government reforms have been enthusiastically adopted by modern businesses, many with global ambitions, but have barely touched 'the other Mexico', where traditional enterprises have operated in 'the same old ways', informality has risen, and productivity has been plunging, says McKinsey Global Institute. Overall, the productivity gains of modern companies have been all but offset by the decline in traditional businesses, leaving economy-

become the world's largest baking company, with modern-format stores adopting the latest supply-chain management practices.

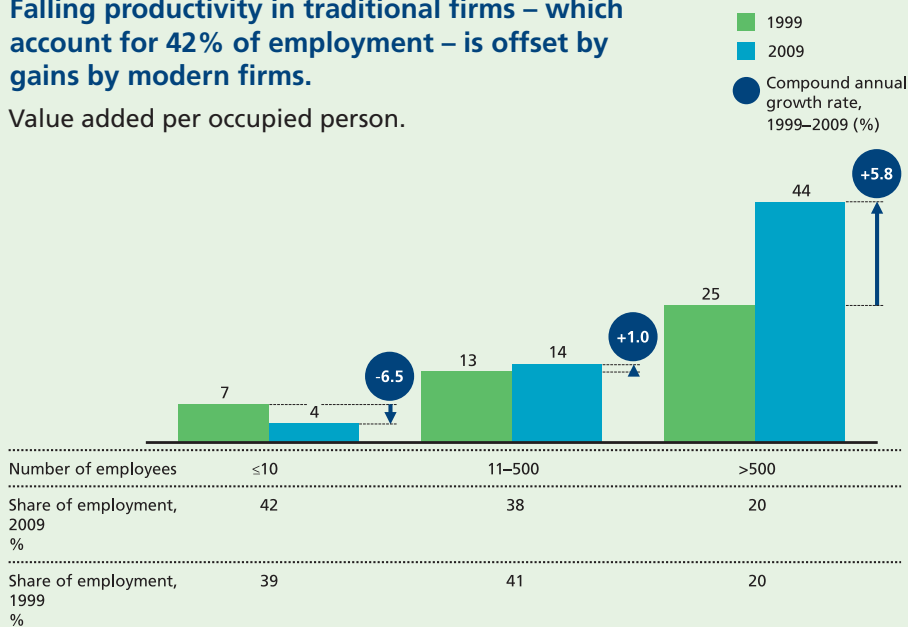
By comparison, 'traditional Mexico' is small-scale, low-speed, technologically backward and unproductive, often operating outside the formal economy (thereby avoiding taxes and other business costs).

What makes this gap frustrating, is that, so far, three decades of government economic reforms have failed to boost the country's GDP growth.

Without capital to invest in new technology, the traditional sector has relied on manpower and a rising share of employment, creating jobs at a faster rate than the modern economy — the opposite

### Falling productivity in traditional firms – which account for 42% of employment – is offset by gains by modern firms.

Value added per occupied person.



SOURCE: Censos Económicos 1999, Censos Económicos 2009, Instituto Nacional de Estadística y Geografía.

wide productivity growth at about 0.8 per cent a year since 1990.

“For Mexico to get closer to its pre-1980 buoyant GDP growth rates, raise per capita income, grow the middle class, and bring more people out of poverty... the government must find a way of narrowing the gap between the ‘two Mexicos’”, says McKinsey Global Institute.

Policies and practices that discourage traditional businesses from formalising in order to qualify for financing and invest in growth need to be rethought. More companies and workers need to move into the modern economy, creating a vibrant and globally competitive SME sector. More companies need professional support to grow and develop.

UHY’s member firm in Mexico, UHY Glassman Esquivel y Cía S.C., is at the forefront of supporting SMEs as they modernise. “We’re looking to create a business environment that encourages

entrepreneurship and growth and removes economic barriers and short-sighted incentives, which, in the past, have encouraged businesses to remain small and informal,” says managing partner Oscar Gutiérrez Esquivel.

(Many companies have remained small and continued to operate informally because of these economic incentives. The regulatory cost of establishing and operating a formal enterprise in Mexico is relatively high, and enforcement is weak and too often tainted by corruption, enticing companies of all sizes to conduct all or part of their business beyond the strictures of the formal economy.)

“More viable regulatory enforcement would also help companies join the formal economy,” says Oscar Gutiérrez Esquivel. Currently, it costs twice as much (as a percentage of average income) to register a business in Mexico as in Chile — and seven times as much as in the US.

(Not only is it far costlier to start a formal business in Mexico than in peer countries, but it also costs more to expand: construction permits cost three times the average income per capita compared with 67 per cent in Chile. There are also wide variations in regulatory processes and regulations within Mexico: it takes six days to start a business in Monterrey and 49 days in Cancún.)

Despite reforms, requirements in Mexican labour regulations also discourage the hiring of full-time employees. Companies have limited flexibility to lay off workers or hire part-time employees. They must also contribute to profit-sharing plans. To skirt these requirements, more and more employers are hiring even core personnel through contractors.

Broad measures needed to support growth across the Mexican economy include reducing electricity costs, upgrading infrastructure, improving labour-force skills and continuing to improve security. These ‘enablers’ will be important for continuing productivity improvements of modern and traditional companies alike — steps that are critical to reaching overall productivity goals.

### HOW THE TWO-SPEED ECONOMY CAME ABOUT

For three decades from the early 1950s, Mexico urbanised and industrialised at a rapid rate. GDP rose by an average of 6.5 per cent annually. From 1950 to 1970 productivity rose by 4.3 per cent a year on average. The ‘Mexican Miracle’ was hailed as a model for economic development.

That era passed, however, and growth has never fully recovered. An expansion of public spending under the ‘shared development’ programme in the 1970s led to financial imbalances that proved unsustainable when oil prices plunged, resulting in a financial crisis and devaluation in 1982.



Mexico has many of the ingredients in place for both productivity improvement and accelerated GDP growth.



Since 1981, GDP growth has averaged 2.3 per cent a year — mostly due to the expanding labour force — and GDP per capita has grown by just 0.6 per cent a year. Labour productivity, which fell sharply from its 1981 peak, has yet to recover completely in purchasing power terms. In 1980, Mexican GDP per capita was 12 times China's GDP per capita. At current growth rates, China could surpass Mexico by 2018.

Volatile energy prices and financial crises have been part of the explanation, but stagnation among traditional enterprises, that limits GDP and productivity growth, has been at the heart of this malaise. Traditional enterprises employ 42 per cent of all workers, yet in 2009 contributed just 10 per cent of the total added value to the Mexican economy.

Lack of capital compels traditional companies to rely excessively on labour-intensive methods to raise output (often using family or informal workers), rather than making capital investments — thereby exacerbating the productivity problem. Lending in advanced economies, as a share of GDP, is 4.5 times higher than in Mexico. At 33 per cent of GDP, Mexico's lending places it behind Ethiopia, a nation with much lower GDP per capita.

To raise GDP growth to 3.5 per cent, the Central Bank of Mexico's growth projection for 2014, productivity would need to rise by 2.3 per cent annually — almost three times the rate between 1990 and 2012. To meet the government's 6 per cent goal would require raising productivity by 4.8 per cent annually, or about six times the rate of the past two decades.

## OPPORTUNITIES FOR INCREASED PRODUCTIVITY

"We see abundant opportunities to raise Mexican productivity to rates that would

accelerate GDP growth," says Oscar Gutiérrez Esquivel.

"Mexico has many of the ingredients in place for both productivity improvement and accelerated GDP growth. It has not stinted on investment — roughly one-quarter of its GDP goes into fixed capital investment, a rate that is among the highest in Latin America. And Mexico's macroeconomic environment has become increasingly stable over the past decades.

"Mexico has adopted many important market-opening reforms that have enabled the success of highly productive modern companies. As these large private corporations have been exposed to global competition at home and have expanded abroad, they have sharpened their operating skills. Such success is being translated into the SME sector, creating a new middle layer of entrepreneurial businesses focused on growth."

With professional support, such enterprises are introducing labour-saving equipment and improving basic business processes.

"Some strategies, such as investing in productivity-improving equipment and technologies, may be beyond the reach of some traditional enterprises that lack scale and access to capital," says Oscar Gutiérrez Esquivel. "However, companies of all sizes can introduce improvements such as adjusting product mix to include more high-value-added items. In addition, small enterprises can join buying consortia to qualify for discounts and gain access to better raw materials. In this way, for example, small bakers might raise quality and generate higher profits to invest in productivity-improving equipment."

Food and beverage stores, the largest sub-segment of the retail industry, present an enormous opportunity for productivity improvement. Today, modern-format chains account for 65 per cent of sales.

Yet traditional mom-and-pop stores, market stalls and counter stores continue to proliferate. They employ 84 per cent of workers in food and beverage retailing but have only 20 per cent of the productivity of modern stores. Many small stores have limited display space, requiring workers to take orders or suggest items to customers and fetch merchandise from storerooms, lengthening transaction times and hampering productivity.

"More small companies need to grow into modern mid-sized companies, and more mid-sized companies need to grow into large modern corporations," says Oscar Gutiérrez Esquivel. "By helping traditional enterprises evolve into modern, formal SMEs, with appropriate government actions to make informality less attractive, assistance from the private sector, and efforts by small business owners, many of Mexico's traditional enterprises can evolve into the new breed of modern companies in the new middle-sector, 'middle way' economy."

UHY's member firm in Mexico offers consultancy services to support SMEs. The firm advises clients on how to develop their businesses, such as through human resources, financial resources and equipment. The firm also prepares business plans using a simulator that diagnoses the feasibility of the business through a SWOT (strengths, weaknesses, opportunities, threats) analysis and training in key areas.

For more information please contact:  
Oscar Gutiérrez Esquivel  
Email: oge@uhy-mx.com





---

## LET US HELP YOU ACHIEVE FURTHER BUSINESS SUCCESS

To find out how UHY can assist your business, contact any of our member firms. You can visit us online at [www.uhy.com](http://www.uhy.com) to find contact details for all of our offices, or email us at [info@uhy.com](mailto:info@uhy.com) for further information.

---

UHY is an international network of legally independent accounting and consultancy firms whose administrative entity is Urbach Hacker Young International Limited, a UK company. UHY is the brand name for the UHY international network. Services to clients are provided by member firms and not by Urbach Hacker Young International Limited. Neither Urbach Hacker Young International Limited, the UHY network, nor any member of UHY has any liability for services provided by other members.

Published date 11/14  
© 2014 UHY International Ltd

[www.uhy.com](http://www.uhy.com)

---

